



PRODUCT SPECIFICATION

Model No:CSDS-S39127M

Descriptions:
■ 0.39 Inch Single Digit SMD Display
■ Common Cathode
■ Emitting Color : Super Bright Yellow Green
■ Gray Face
■ White Segment



CUSTOMER APPROVED SIGNATURES	APPROVED BY	CHECKED BY	PREPARED BY

CHINA SEMICONDUCTOR CORPORATION
Address:2FL. NO.909,Chung-Cheng Road,
Chung-Ho City Taipei Hsien,Taiwan.

Tel:886-2-2223-9696
Fax:886-2-2223-9377

OPTO PLUS TECHNOLOGIES CO.,LTD
Address:696 Shun jiang Rd.,Shaoxing,
ZheJiang,China

Tel:86-0575-88623888
Fax:86-0575-88623112



Spec. No.	PS-DS-S39127M
Rev.	A

Model No: CSDS-S39127M

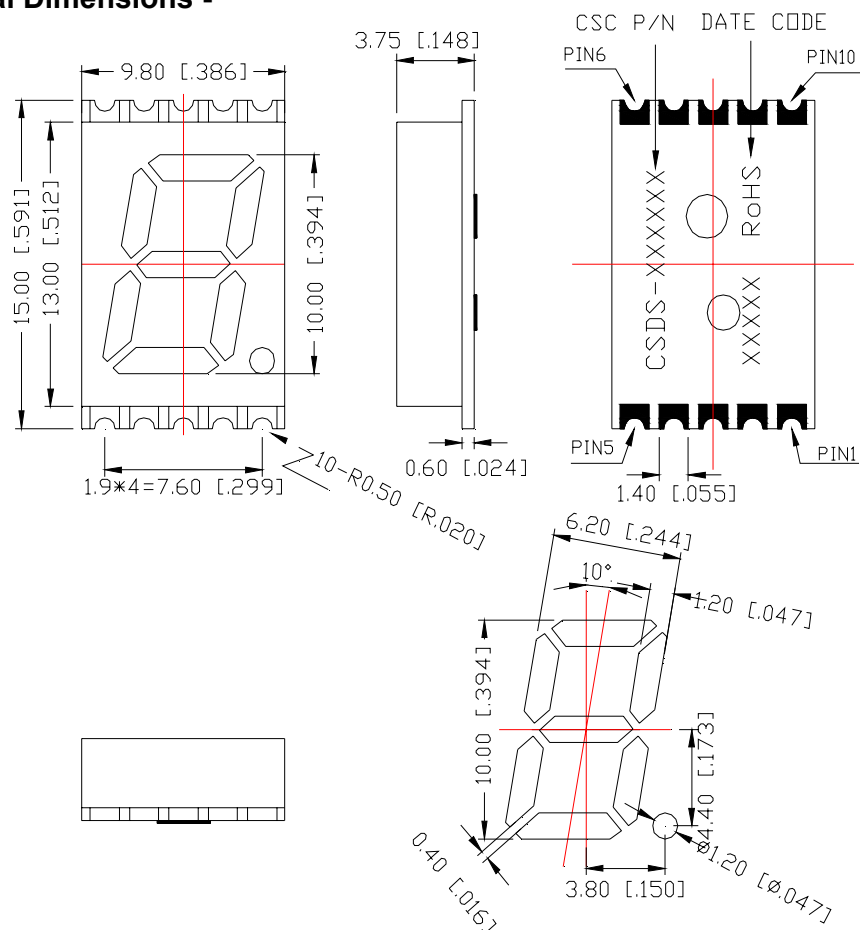
Features -

1. 0.39 inch (10mm) digit height.
2. Qualified according to JEDEC moisture sensitivity Level 2a.
3. RoHS compliant.
4. Low power consumption.
5. Standard: gray face, white segment.
6. Easy mounting on P.C. board .

Device Selection Guide -

Model No.	Chip		Description
	Material	Emitting Color	
CSDS-S39127M	AlGaInP	Super Bright Yellow Green	Common Cathode

Mechanical Dimensions -



Notes:

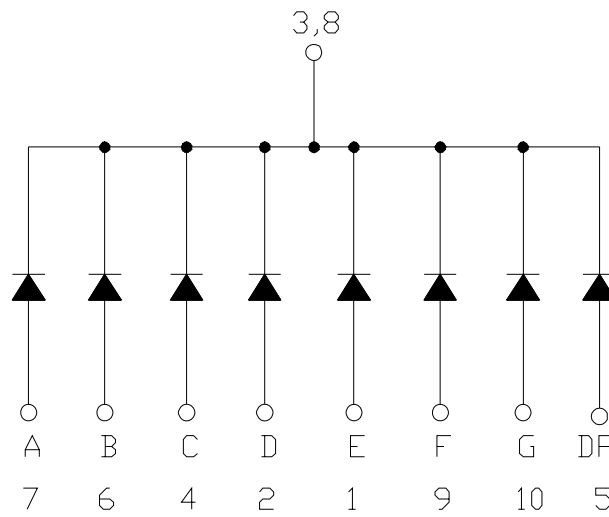
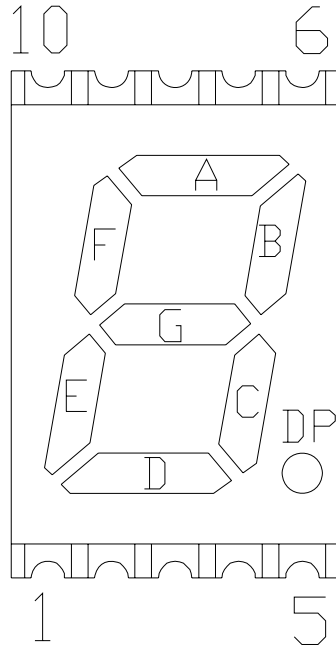
1. Dimension in millimeter [inch], and tolerance is ± 0.25 [0.010] unless otherwise noted
2. Bending \leq Length*1%.



Spec. No.	PS-DS-S39127M
Rev.	A

Model No: CSDS-S39127M

Internal Circuit Diagrams -





Model No: CSDS-S39127M

■ **Absolute Maximum Rating -**

(Ta=25°C)

Parameter	Symbol	Rating	Unit
Power Dissipation Per Dice	PAD	70	mW
Continuous Forward Current Per Dice	IAF	25	mA
Peak Current Per Dice(duty cycle 1/10,1KHz)	IPF	90	mA
Derating Linear From 25°C Per Dice	-	0.33	mA/°C
Reverse Voltage Per Dice	VR	5	V
Operating Temp.	Topr	-40 ~ +105	°C
Storage Temp.	Tstg	-40 ~ +105	°C

■ **Electro-optical Characteristics -**

(Ta=25°C)

Parameter	Symbol	Min.	Typ.	Max.	Unit	Condition
Forward Voltage Per Segment	VF	-	2.1	2.8	V	IF=20mA
Luminous Intensity Per Segment	Iv	1.8	4.5	-	mcd	IF=10mA
Peak Emission Wavelength	λP	-	572	-	nm	IF=20mA
Dominant Wavelength	λd	-	570	-	nm	IF=20mA
Spectrum Radiation Bandwidth	Δλ	-	20	-	nm	IF=20mA
Reverse Current	IR	-	-	100	μA	VR=5V
Luminous Intensity Matching Ratio	IV-m	-	-	2:1	-	IF=10mA



Model No: CSDS-S39127M

■ Typical Electrical / Optical Characteristics Curves -

(Ta = 25°C Unless Otherwise Noted)

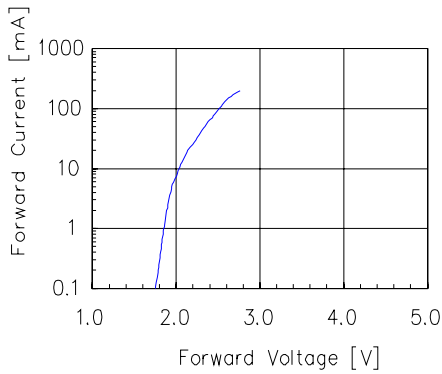


Fig 1. Forward Current vs. Forward Voltage

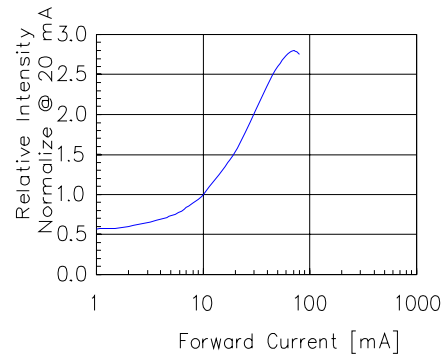


Fig 2. Relative Intensity vs. Forward Current

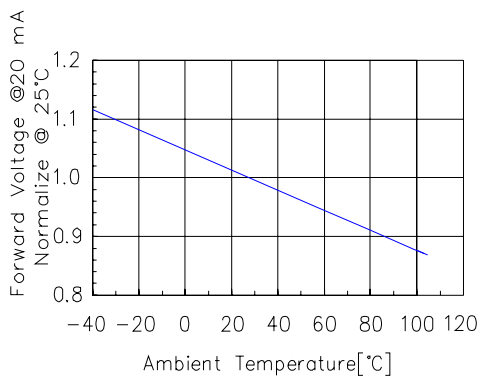


Fig 3. Forward Voltage vs. Temperature

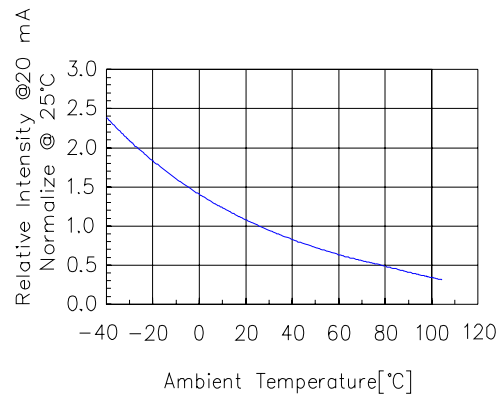


Fig 4. Relative Intensity vs. Temperature

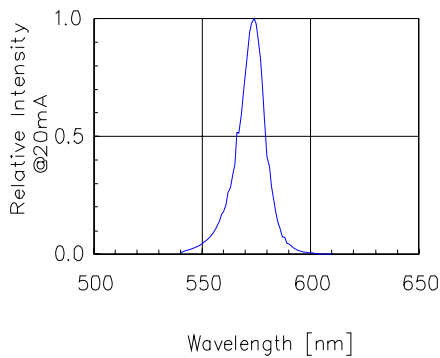


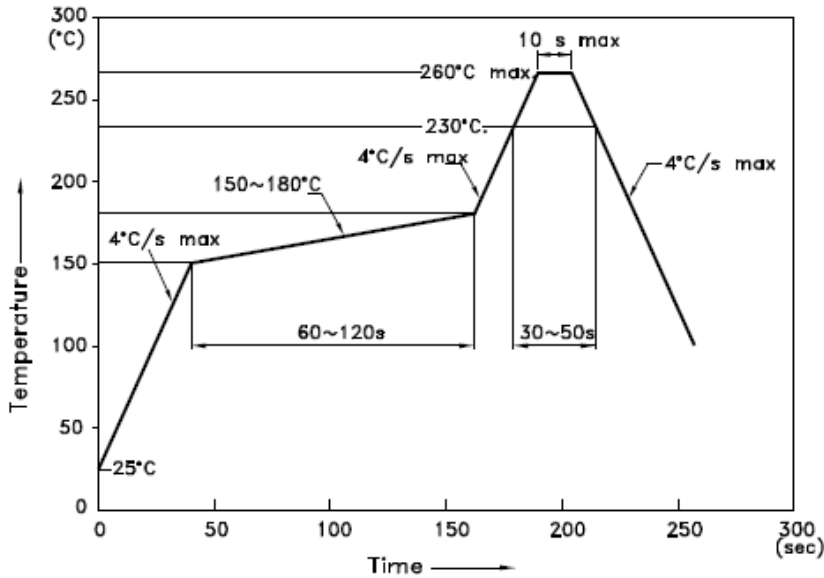
Fig 5. Relative Intensity vs. Wavelength



Model No: CSDS-S39127M

SMT REFLOW SOLDERING INSTRUCTIONS

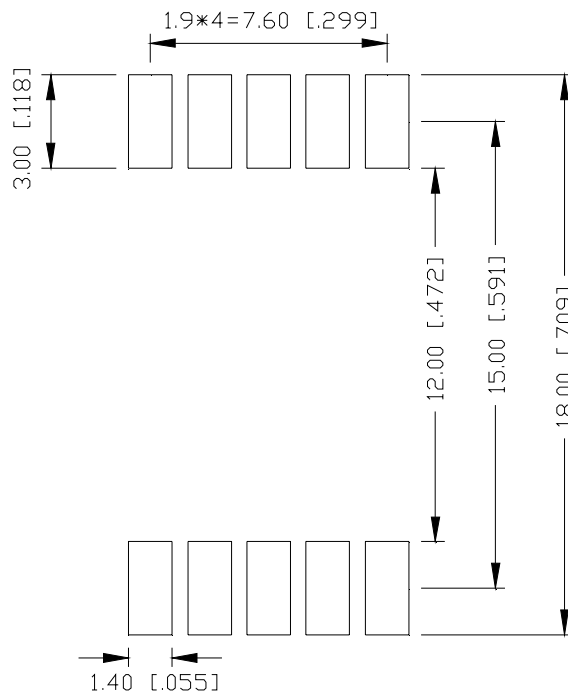
IR Reflow Temperature / Time :



NOTES:

1. We recommend the reflow temperature 245°C(+/-5°C). The maximum soldering temperature should be limited to 260°C.
2. Don't cause stress to the epoxy resin while it is exposed to high temperature.
3. Number of reflow process shall be 2 times or less.

Soldering Pad Size

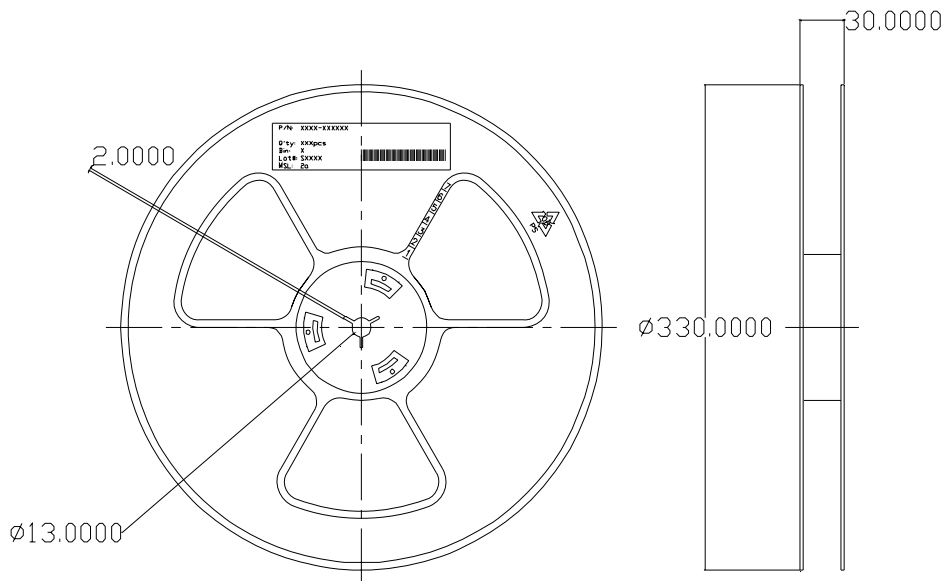




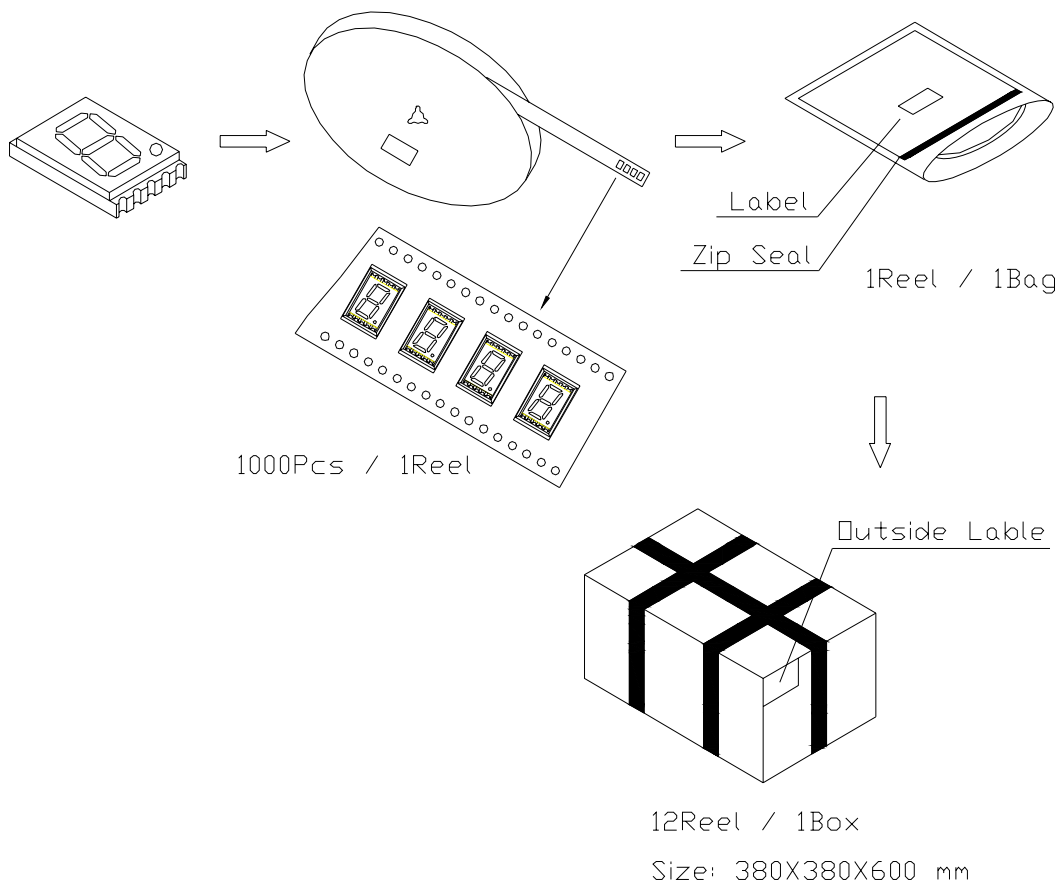
Spec. No.	PS-DS-S39127M
Rev.	A

Model No: CSDS-S39127M

REEL DIMENSIONS



PACKING & LABEL SPECIFICATIONS



Note: The specifications are subject to change without notice. Please contact us for updated information